

Before You Begin

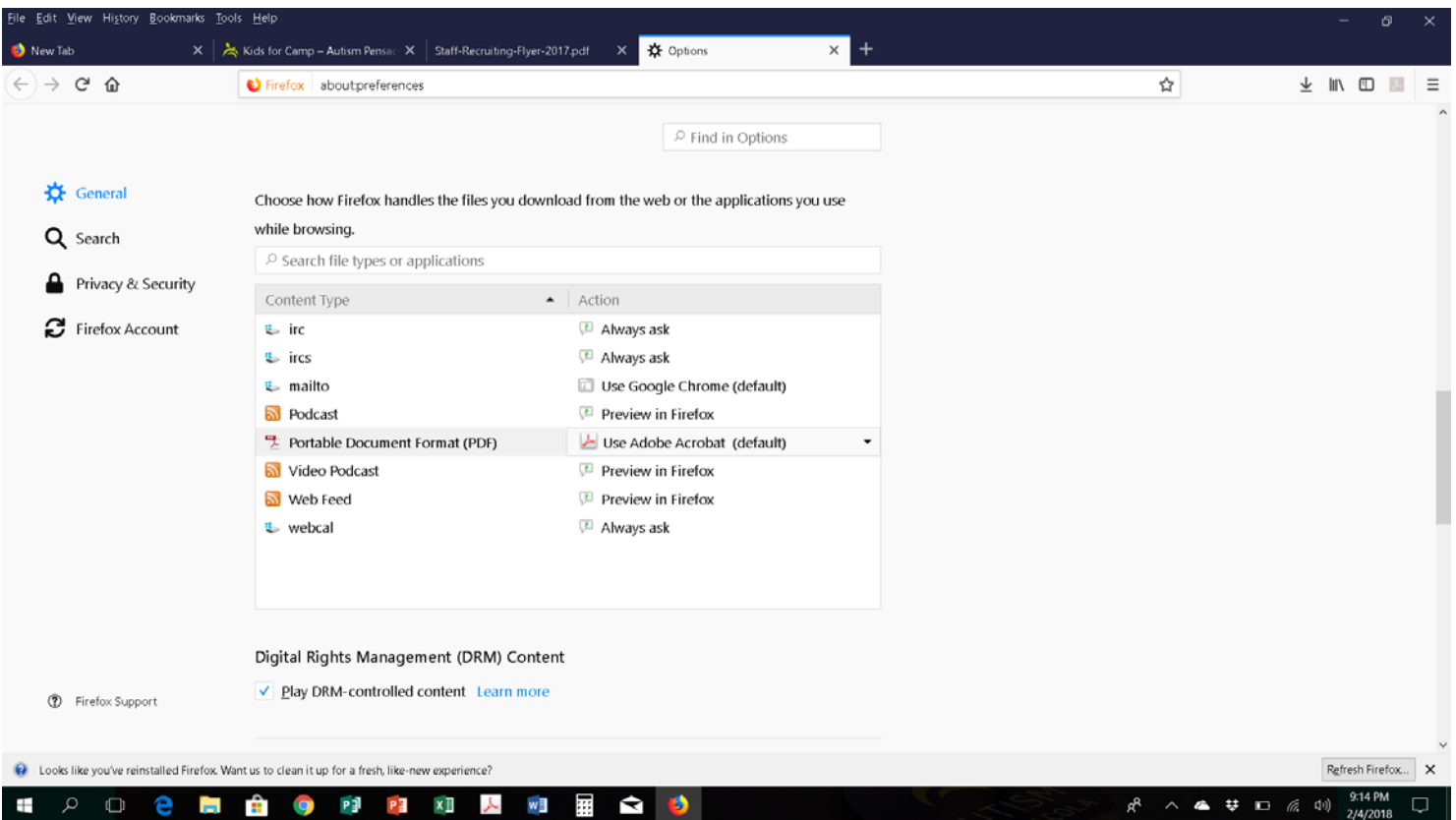
To ensure you can download and fill out this fillable PDF document successfully, please stop and read these helpful tips:

Make sure you are using Adobe Reader to open and fill out the application

- **To download Adobe Reader** – go to <https://get.adobe.com/reader/> - and follow the directions on the screen.

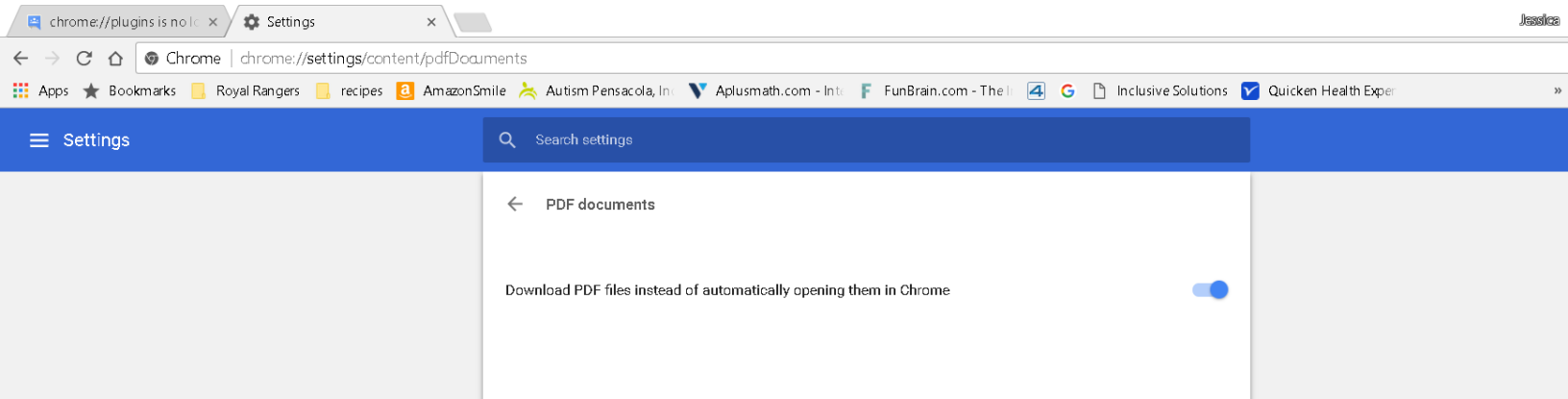
Troubleshooting Browser Issues for Online Fillable PDF's

If using Mozilla Firefox, go to *about:preferences* and make sure you choose “Portable Document Format (PDF) – Use Adobe Acrobat (default)”



If you are using Google Chrome, go to

- <chrome://settings/content>
- Click on PDF documents
- Turn on “Download PDF files instead of automatically opening them in Chrome”

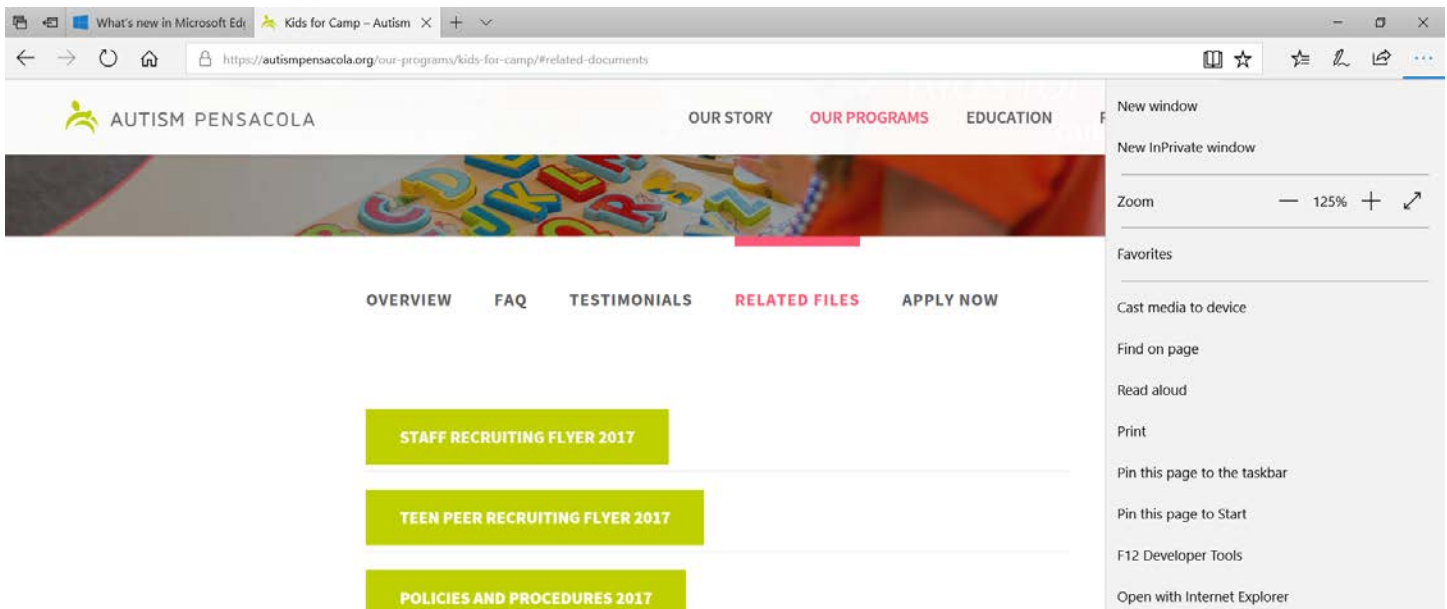


Safari (Mac): To make Adobe Reader the default viewer for PDFs

- In Finder, select a PDF, and choose File > Get Info.
- Click the arrow next to “Open With” to expose the product menu.
- Choose either Adobe Acrobat or Adobe Reader from the application menu.
- Click the “Change All” button.
- When asked if you want to change all similar documents, click Continue.

If you’re using Microsoft Edge:

- Open web page
- Click the top right of the page “...” three dots
- Select “Open With Internet Explorer”
- From **Internet Explorer**, you can open a PDF document in a new window and then “Download” to your computer for editing.



Steps to successfully submitting a camp application

1. Download your child's application from the web site.
2. Open application with Adobe Reader
3. Save as "Your Camper's Full Name.Date"
4. Fill out application in full
5. Save application often
6. Close application, and then try to open it to make sure your application has saved correctly.
7. Email the completed application form to jessica@autismpensacola.org.
8. All other applications documentation must be mailed to P.O. Box 30213, Pensacola, FL 32503 or hand-delivered to an Autism Pensacola employee.

If you are using a tablet or phone - if you cannot download an Adobe Reader app to your device, you will need to print out and complete the application. For hard copy applications, call the API office at (850) 434-7171.